



LaserForm[®] Ni625 (B)

Ni625 fine-tuned for use with ProX[®] DMP 200 metal printers producing industrial parts with high heat resistance, high strength and high corrosion resistance. LaserForm Ni625 (B) is especially resistant to crevice and pitting corrosion.

LaserForm Ni625 (B) is formulated and fine-tuned specifically for 3D Systems DMP 200 metal 3D Printers to deliver high part quality and consistent part properties. The print parameter database that 3D Systems provides together with the material has been extensively developed, tested and optimized in 3D Systems' part production facilities that hold the unique expertise of printing 500,000 challenging metal production parts in various materials year over year. And for your 24/7 production 3D Systems' thorough Supplier Quality Management System guarantees consistent, monitored material quality for reliable results.

Material Description

Ni625 is known for its combination of high strength and excellent corrosion resistance. LaserForm Ni625 (B) is the ideal material for industries where these two strengths need to come together: chemical, marine, aerospace and nuclear industry. Applications include: reaction vessels, tubing, heat exchangers, valves, engine exhaust systems, turbine seals, propeller blades, submarine fittings, propulsion motors, reactor core and control-rod components in nuclear water reactors.

Classification

The chemical composition of LaserForm Ni625 (B) corresponds to ASTM F3056, UNS N06625, Werkstoff Nr. 2.4856, DIN NiCr22Mo9Nb and AMS 5666 and is indicated in the table below in wt%.

Mechanical Properties^{1,2}

MEASUREMENT	CONDITION	METRIC			U.S.		
		AS-BUILT	AFTER STRESS RELIEF	AFTER LOW SOLUTION ANNEAL	AS-BUILT	AFTER STRESS RELIEF	AFTER LOW SOLUTION ANNEAL
Ultimate strength (MPa ksi)	ASTM E8M						
Horizontal direction - XY		1120 ± 60	1190 ± 100	1090 ± 100	162 ± 9	173 ± 15	158 ± 15
Vertical direction - Z		1020 ± 60	1100 ± 100	1000 ± 100	148 ± 9	160 ± 15	145 ± 15
Yield strength Rp0.2% (MPa ksi)	ASTM E8M						
Horizontal direction - XY		855 ± 60	830 ± 100	710 ± 60	124 ± 9	120 ± 15	103 ± 9
Vertical direction - Z		740 ± 60	775 ± 100	660 ± 60	107 ± 9	112 ± 15	96 ± 9
Elongation at break (%)	ASTM E8M						
Horizontal direction - XY		28 ± 6	20 ± 4	28 ± 8	28 ± 6	20 ± 4	28 ± 8
Vertical direction - Z		31 ± 4	22 ± 4	30 ± 8	31 ± 4	22 ± 4	30 ± 8
Reduction of area (%)	ASTM E8M						
Horizontal direction - XY		32 ± 6	22 ± 4	29 ± 6	32 ± 6	22 ± 4	29 ± 6
Vertical direction - Z		45 ± 6	30 ± 4	32 ± 6	45 ± 6	30 ± 4	32 ± 6
Hardness, Rockwell C	ISO 6508-1	30 ± 3	34 ± 3	30 ± 3	30 ± 3	34 ± 3	30 ± 3
Youngs Modulus (GPa ksi)	ASTM E8M						
Horizontal direction - XY		220 ± 20	225 ± 20	225 ± 20	31900 ± 3000	32630 ± 3000	32630 ± 3000
Vertical direction - Z		170 ± 20	180 ± 20	180 ± 20	24650 ± 3000	26100 ± 3000	26100 ± 3000

¹ Parts manufactured with standard parameters on ProX DMP 200

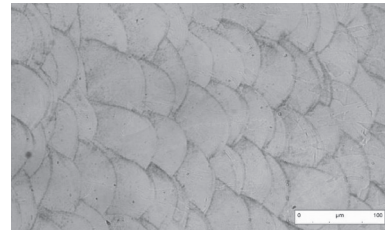
² Values based on average and double standard deviation



LaserForm[®] Ni625 (B)

Thermal Properties¹

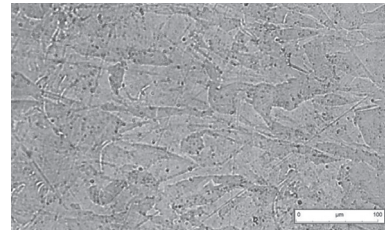
MEASUREMENT	CONDITION	METRIC	U.S.
Thermal conductivity (W/(m.K) Btu/(h.ft ² .°F))	at 20 °C / 68 °F	9.8	5.7
CTE - Coefficient of thermal expansion (µm/(m.°C) µ inch/(inch . °F))	at 20 °C / 68 °F	12.0	6.7
Melting range (°C °F)		1290 - 1350	2355 - 2465



Microstructure as built

Physical Properties

MEASUREMENT	CONDITION	METRIC	U.S.
		AS BUILT AND AFTER STRESS RELIEF	
Density			
Relative, based on pixelcount (%)	Optical method	> 99.9	> 99.9
Absolute theoretical ¹ (g/cm ³ lb/in ³)		8.44	0.305




Microstructure after stress relief

Chemical Composition

The chemical composition of LaserForm Ni625 (B) corresponds to UNS N06625, Werkstoff Nr. 2.4856, DIN NiCr22Mo9Nb and AMS 5666 and is indicated in the table below in wt%.

ELEMENT	% OF WEIGHT
Ni	balance
Cr	20.00 - 23.00
Nb	3.15 - 4.15
Mo	8.00 - 10.00
Ti	≤ 0.40
Al	≤ 0.40
Si	≤ 0.50
Mn	≤ 0.50
C	≤ 0.10
Co	≤ 1.00
P	≤ 0.015
S	≤ 0.015



Microstructure after low solution anneal



www.3dsystems.com

Tel: +1 803 326 3930

Warranty/Disclaimer: The performance characteristics of these products may vary according to product application, operating conditions, or with end use. 3D Systems makes no warranties of any type, express or implied, including, but not limited to, the warranties of merchantability or fitness for a particular use.

©2018 by 3D Systems, Inc. All rights reserved. Specifications subject to change without notice. 3D Systems, ProX and LaserForm are registered trademarks and the 3D Systems logo is a trademark of 3D Systems, Inc.

¹ Values based on literature